




WHILL Europe B.V.  
Johan Cruijff Boulevard 61,  
1101 DL, Amsterdam,  
The Netherlands  
info@whill-europe.com  
www.whill.inc



Vol 1.0

\*This device is intended to provide mobility to individuals who are comfortable with operating a powered wheelchair.



# Move More. Live More.

Experience the world with WHILL and live life without boundaries.

Innovative products built to challenge the perception of what a mobility device can be.

WHILL Model C2





## Convenience

The Model C2 is simple to operate and can make tight turns to get you wherever you need to go.



The basket\* is conveniently located under the seat, making it easy to get your items in and out.

Dimensions: 24 cm x 29 cm x 43 cm

\*Optional feature



Lift the arm to easily sit down in the chair from the side. Stand on the foot support for added stability.



Adventure with WHILL - the Model C2 can make tight turns, allowing you to go places that a typical scooter can't take you.



Turn the power on and adjust the speed with one hand. The device will automatically brake when you release the controller, even on an incline.





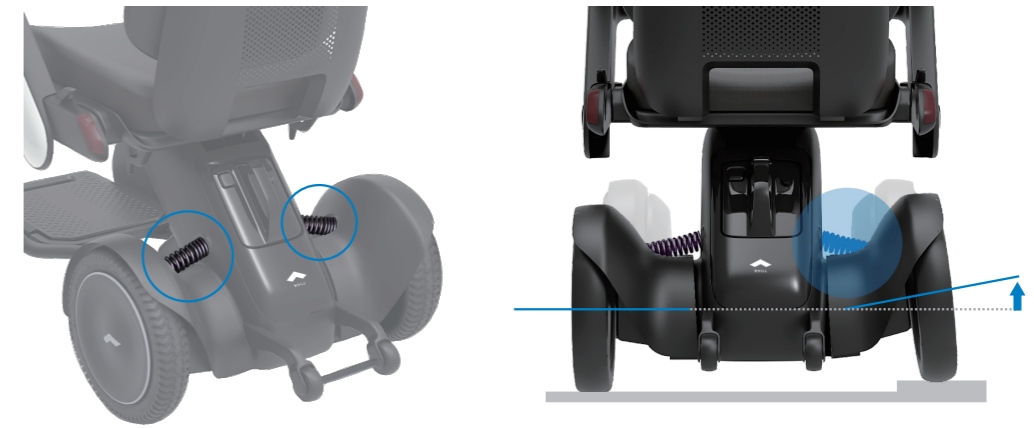
## Powerful

Impressive power that allows you to see and do more. Live the life you aspire to with the WHILL Model C2.

Get out and adventure!



Effortlessly climb over obstacles up to 5 cm in height with two powerful motors and large front omni-wheels.



Rear wheel suspension absorbs the impact when driving over bumpy roads or obstacles.



Easily disassemble  
to fit in the trunk  
of your car

\*Image shown above are for  
illustrative purposes only


## Portable

Disassembles in four easy steps.

The Model C2 can be disassembled for easy transportation in the trunk of any car. Whether you're shopping on the weekend or traveling with your family, the Model C2 allows you to live life to the fullest.



1 Remove the battery.



2 Raise the lever under the seat.



3 Pull the seat upwards.



4 Pull the lever on the side of the battery toward you to separate the parts.



# Color Variation

Drive in Style.

Choose from 8 different arm color options and customize the Model C2 to match your personal style.



Blue



White



Grey\*



Black



Red



Pink



Purple\*



Gold

\*Limited edition color

# We've thought of it all!

Feedback from our customers has helped shape the Model C2. We've packed in all the features you're looking for, including a remote lock and the ability to adjust the max speed for added safety.



**Smart Key**  
Remotely lock the device.  
\*Optional feature



Tail Light

The tail light is clearly visible even with a bag hung over the back support, keeping you safe on the road at night.



Prevents drifting

Drive straight on a tilted path.

The controller can be positioned on the left or right side.



**Battery**  
Detachable battery.



5  
hour charge

2.7 kg

The battery can be removed and charged in a regular household outlet.




Model C2 can travel 18 km on a 5-hour charge, giving you ample power to go about your day.




App

Check your total mileage, distance traveled, battery level, full charge cycles and more with the WHILL app\*. You can also lock and unlock the unit.

\*You will need to install the application beforehand.



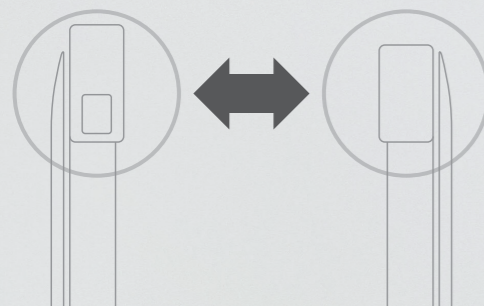
The intuitive controller screen allows you to control the unit remotely.



Set the drive mode to "Eco", "Normal" or "Sport" depending on your needs.

## The Right Fit

The Model C2 can be easily adjusted from seat height and back support angle to controller position (right or left drive) to create a comfortable driving experience.



The controller can be positioned on the left or right side.

- 1. Controller Height..... 670, 690, 710, 730 mm
- 2. Back Support Angle..... 90, 95, 100°
- 3. Back Support Height ... 340 - 460 mm
- 4. Seat Height ..... 405, 425, 445, 465, 485 mm
- 5. Seat Angle..... 5°
- 6. Seat Depth ..... 400 mm
- 7. Seat Width..... 400 mm
- 8. Foot Support Angle..... 2°
- 9. Foot Support Height .... 127 mm

Warning: When using your own cushion, for safety, be sure to use one that has sufficient flame retardancy.

## Performance Specifications

- Driving Range ..... 18 km
- Maximum Speed..... 6 km/h
- Drive System..... Two Motor Drive System
- Incline Capability..... 10°
- Turning Radius ..... 760 mm
- Obstacle Clearance ..... 50 mm
- Ground Clearance..... 57 mm
- Braking System ..... Electromagnetic
- Max Weight Capacity ..... 136 kg

- Total length (including foot rest): ..... 985 mm
- Total width: ..... 554 mm
- Total height: ..... 745 - 945 mm

### Seat assembly

- Length: ..... 570 mm
- Width: ..... 550, 600, 650 mm
- Height: ..... 480 mm

### Rear drive base

- Length:..... 590 mm
- Width: ..... 554 mm
- Height: ..... 300 mm

### Front drive base

- Length:..... 720 mm
- Width: ..... 554 mm
- Height: ..... 270 mm

Type of front wheels: ..... Omni-Wheel

Type of rear wheels: ..... Standard: Airless Tire

### Other Specifications

- Charging Time ..... 5 hours
- Battery ..... Lithium-ion (25.3 V x 10.6 Ah)
- Battery Charge Cycles..... ~1.000
- Battery Wh ..... 269 Wh
- Operating Conditions..... -15 - 40°C
- Seat Cushions..... 400 mm x 400 mm  
450 mm x 450 mm
- Tail Lamps ..... LED light (red)
- Horn ..... Built-in, sound level > 65dB
- Wheelchair class ..... A




\*Do not use the device as a seat in an automobile or other vehicle.

\*The unoccupied device is suitable for land and air transport.



## Accessories

Purchase accessories for even more convenience and personalization.



### Arm Covers

You can change the color by purchasing an additional one from the eight colors.

Left and right pair.



### Lap Belt

Firmly stabilizes the sitting position even on slopes.



### Battery

The 5.9 lbs lightweight battery can also be used as a spare battery.



### Smart Key

It provides you with the ability to lock and unlock your Model C2 from a distance, similar to a car's key fob.



### Battery Charger

A great complement to a spare battery, it helps let you go from one fully charged battery to the next fully charged battery to keep you moving.



### Dust Cover

Protects the device from dust and dirt when stored outdoors.

\*It is not waterproof. Do not use for protection from rain.



### Cane Holder

T-shaped canes, clutch-type canes, and crutches can be fixed to the main body.



### Joystick

You can operate it by grasping it with your hand or sandwiching it between your fingers.



Move More.  
Live More.

